

# ABB general purpose drives ACS310, 0.5 to 30 hp/0.37 to 22 kW

ABB general purpose drives, ACS310, are dedicated to variable torque applications such as booster pumps and centrifugal fans.

The drive design includes a powerful set of features which benefit pump and fan applications including built-in PID controllers and PFC (pump and fan control) that varies the drive's performance in response to changes in pressure, flow or other external data. The drives also have pre-programmed protection functions such as pipe cleaning for preventive maintenance.



The ACS310 drives provide built-in energy efficiency features. Energy savings can be easily monitored using the built-in energy calculators, that display energy savings in kilowatt hours and saved carbon dioxide emissions. The savings can also be displayed in local currencies.

Among the energy efficiency calculators is an energy optimizer that helps to improve system's energy efficiency while operating at partial loads. Load analyzer is a built-in statistical tool to analyze the drive as well as motor dimensioning and further analyze the process energy efficiency and operation. Even the drive's internal fan is controlled by software to reduce noise and losses, improving energy efficiency.

These features, combined with pre-programmed application macros, an intuitive user interface and several assistant screens, speed up the installation, parameter setting and commissioning of the drive.

## Highlights

- Pump and fan features such as pump and fan control (PFC and SPFC)
- Pipe cleaning and fill functions
- Energy efficiency calculators
- Energy optimizer
- Load analyzer for optimized dimensioning of the drive, motor and process
- Embedded Modbus EIA-485 fieldbus interface
- FlashDrop tool for fast parameter setting
- Unified height and depth
- Full output current at 50 °C ambient
- Short parameter menu view

## Voltage and power range

- 1-phase, 200 to 240 V  $\pm$  10%:  
0.5 to 5 hp (0.37 to 4 kW)
- 3-phase, 200 to 240 V  $\pm$  10%:  
0.5 to 15 hp (0.37 to 11 kW)
- 3-phase, 380 to 480 V  $\pm$  10%:  
0.5 to 30 hp (0.37 to 22 kW)

## Applications

- Booster pumps
- Irrigation systems
- Level control
- Centrifugal fans

## Options

- Basic and Assistant control panels
- FlashDrop tool for fast cold configuration
- MREL-01 Relay output extension module
- SREA-01 Ethernet adapter
- DriveWindow Light PC tool

Power and productivity  
for a better world™



## Technical data and types

Ratings				Type designation	Frame size
$P_N$ hp	$P_N$ kW	$I_{2N}^{1)}$ A	$I_{LD}^{2)}$ A		
<b>1-phase AC supply, 200 to 240 V</b>					
0.5	0.37	2.4	2.3	ACS310-01X-02A4-2	R0
1.0	0.75	4.7	4.5	ACS310-01X-04A7-2	R1
1.5	1.1	6.7	6.5	ACS310-01X-06A7-2	R1
2.0	1.5	7.5	7.2	ACS310-01x-07A5-2	R2
3.0	2.2	9.8	9.4	ACS310-01x-09A8-2	R2
5.0	4.0	16.5	15.0	ACS310-03U-50A8-2*	R4
<b>3-phase AC supply, 200 to 240 V</b>					
0.5	0.37	2.6	2.4	ACS310-03X-02A6-2	R0
0.75	0.55	3.9	3.5	ACS310-03X-03A9-2	R0
1	0.75	5.2	4.7	ACS310-03X-05A2-2	R1
1.5	1.1	7.4	6.7	ACS310-03X-07A4-2	R1
2	1.5	8.3	7.5	ACS310-03X-08A3-2	R1
3	2.2	10.8	9.8	ACS310-03X-10A8-2	R2
5	4	19.4	17.6	ACS310-03X-19A4-2	R2
7.5	5.5	26.8	24.4	ACS310-03X-26A8-2	R3
10	7.5	34.1	31.0	ACS310-03X-34A1-2	R4
15	11	50.8	46.2	ACS310-03X-50A8-2	R4
<b>3-phase AC supply, 380 to 480 V</b>					
0.5	0.37	1.3	1.2	ACS310-03X-01A3-4	R0
0.75	0.55	2.1	1.9	ACS310-03X-02A1-4	R0
1	0.75	2.6	2.4	ACS310-03X-02A6-4	R1
1.5	1.1	3.6	3.3	ACS310-03X-03A6-4	R1
2	1.5	4.5	4.1	ACS310-03X-04A5-4	R1
3	2.2	6.2	5.6	ACS310-03X-06A2-4	R1
5	4	9.7	8.8	ACS310-03X-09A7-4	R1
7.5	5.5	13.8	12.5	ACS310-03X-13A8-4	R3
10	7.5	17.2	15.6	ACS310-03X-17A2-4	R3
15	11	25.4	23.1	ACS310-03X-25A4-4	R3
20	15	34.1	31	ACS310-03X-03A4-4	R4
25	18.5	41.8	38	ACS310-03X-41A8-4	R4
30	22	48.4	44	ACS310-03X-48A4-4	R4

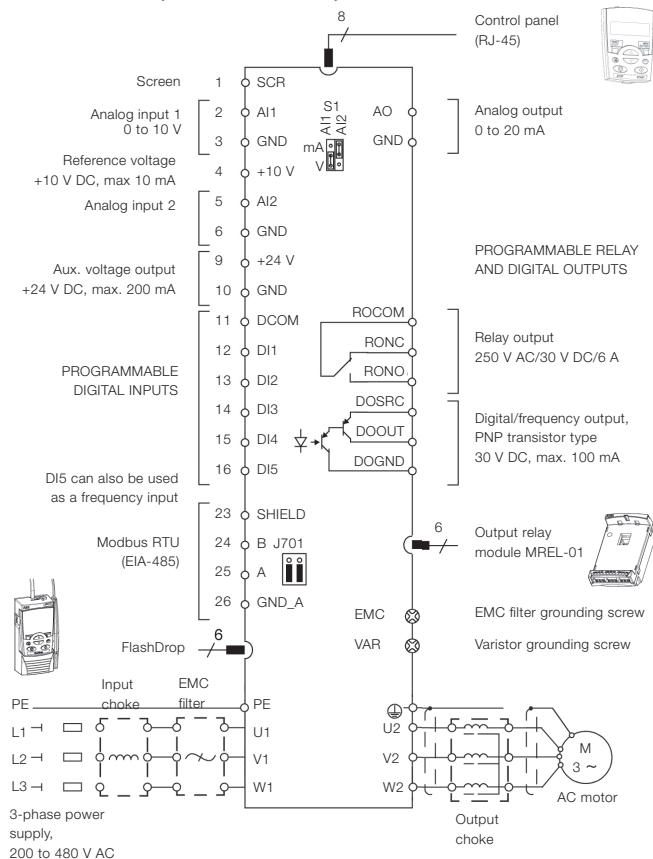
\* Re-rated 3-phase drive

<sup>1)</sup>  $I_{2N}$  maximum continuous output current at ambient temperature of +40 °C.

No overloadability, derating 1% for every additional 1 °C up to 50 °C.

<sup>2)</sup>  $I_{LD}$  continuous output current at max ambient temperature of +50 °C.

10% overloadability for one minute every ten minutes.



Note: For 1-phase power supply, connect power to U1/L and V1/N terminals.

## Mains connection

<b>Voltage and power connection</b>	1-phase, 200 to 240 V ± 10%: 0.5 to 5 hp (0.37 to 4 kW)
	3-phase, 200 to 240 V ± 10%: 0.5 to 15 hp (0.37 to 11 kW)
	3-phase, 380 to 480 V ± 10%: 0.5 to 30 hp (0.37 to 22 kW)

**Frequency** 48 to 63 Hz

## Motor connection

**Motor types** Asynchronous induction motors

**Voltage** 3-phase, from 0 to  $U_{supply}$

**Frequency** 0 to 500 Hz

**Switching frequency** 4, 8, 12 and 16 kHz (derated)

**Type of control** Scalar U/f  
Linear, squared and user definable U/f profiles  
Energy optimizer

## Serial communication

**Fieldbus** Modbus RTU EIA-485 and EIA-232  
Modbus TCP with SREA-01 option module

## Environmental limits

**Degree of protection** IP20/Optional NEMA 1 enclosure

**Ambient temperature** 14 to 122 °F (-10 to +50 °C), no frost allowed

## Product compliance

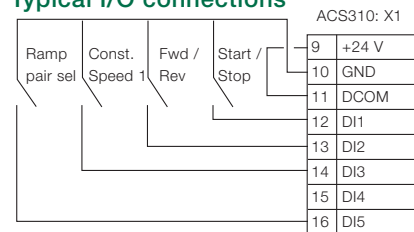
**Markings** CE and C-Tick approvals  
UL, cUL and GOST R  
RoHS compliant

**Directives** Low Voltage Directive 2006/95/EC  
Machinery Directive 2006/42/EC  
EMC Directive 2004/108/EC

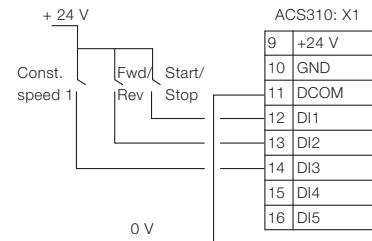
**Harmonics** For reducing THD in partial loads and to comply with EN/IEC 61000-3-12 with external AC input chokes

**EMC** Class C3 (2<sup>nd</sup> environment unrestricted distribution)  
built-in as standard  
Class C2 and C1 with external optional EMC filters

## Typical I/O connections



### DI configuration NPN connected (sink)



### DI configuration PNP connected (source) with external power supply

For more details see ACS310 catalog (3AUA0000051082).

For more information please contact your local ABB representative or visit:

[www.abb.com/drives](http://www.abb.com/drives)

© Copyright 2015 ABB. All rights reserved. Specifications subject to change without notice.

Power and productivity  
for a better world™

